

May 15, 2020

Project Update - Weeks of May 18 & 25

- Temporary water service connections continue following some minor weather related delays in early May.
- Pipe work on Federal Avenue is underway.
- A second crew is expected to start work on McAlpine Avenue during this period.

Inflow & Infiltration: Keeping Stormwater out of the Wastewater System

Much of the downtown core of Halifax and Dartmouth have combined sewers. Combined sewers have only one pipe that carries both wastewater and stormwater to Halifax Water wastewater treatment plants. During significant stormwater events such as heavy rain and snowmelt, combined sewers may fill beyond capacity and overload the system causing overflows to the environment and potentially flooding basements.

This infrastructure upgrade project for Federal Avenue, Romans Avenue and McAlpine Avenue is being performed to separate the combined sewer by adding a new stormwater pipe and leaving the existing pipe for wastewater flows. This means that the stormwater collected from storm drains in the street will travel through the new stormwater pipe. Wastewater flow from house drains, toilets, sinks, and appliances such as dishwashers and washing machines will drain to a wastewater only pipe.

Once this project is completed, no stormwater will be permitted into the newly separated wastewater pipe. This includes stormwater from private properties such as downspouts, sump pumps, foundation drains, private catchbasins, etc.

At this point in time, Halifax Water will be conducting a downspout disconnect program in the area. All downspouts that enter the ground beside the foundation or enter into the building from the roof or side are likely connected to the combined wastewater system. These downspouts will need to be modified to discharge/drain onto the ground surface (or otherwise manage the discharge on their property).

Each property owner in the project area will receive further instructions in the near future about their downspout disconnection requirements.

If you are an occupant of a building in this area and do not own the property (i.e. renter), please advise your landlord/owner about these requirements. (Note: NS Housing has been advised.)

For more information on property owner responsibilities for removing stormwater connections to the wastewater system, visit our Inflow and Infiltration section on our website at halifaxwater.ca/homeowner-responsibility.

Email inflow@halifaxwater.ca with any questions.

Construction During COVID-19

From time to time, you will see workers within 2 metres of each other while they work to maintain the critical water, wastewater, and stormwater infrastructure serving your home. Every effort will be made to maintain the 2 metre distance amongst workers, however, some tasks cannot be completed safely otherwise. As an essential service, in these instances, Halifax Water and its contractors are exempt from the current 2-metre social/physical distancing rules. Halifax Water and its contractors will use additional PPE to protect themselves when undertaking these activities.

We ask that residents please ensure they give construction crews at least 2 metres of distancing as well.

Project Contacts

Rick Northrup, G.S.C.
Project Manager
Dexter Construction
rickn@dexter.ca
902-456-5143

Peter Maynard, P.Eng
Project Manager
Halifax Water
peterma@halifaxwater.ca
902-478-7350

Doug Crossman, CET
Senior Construction Inspector
Halifax Regional Municipality
crossmand@halifax.ca
902-476-2066

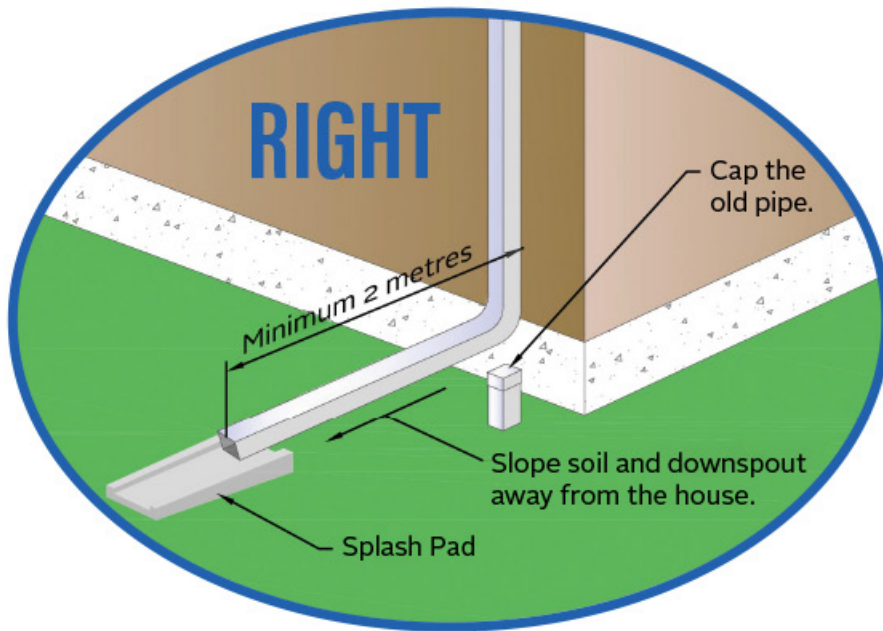
Halifax Water
Customer Care Centre
Mon - Fri 8:00 AM - 8:00 PM
customer@halifaxwater.ca
902-420-9287

To see project information & sign up for updates, visit: www.halifaxwater.ca/federal-romans-mcalpine



**STRAIGHT from
the SOURCE**

DISCONNECTING DOWNSPOUTS



DO:

Discharge to the ground, away from your foundation.

Cap the old discharge pipe.

AVOID:

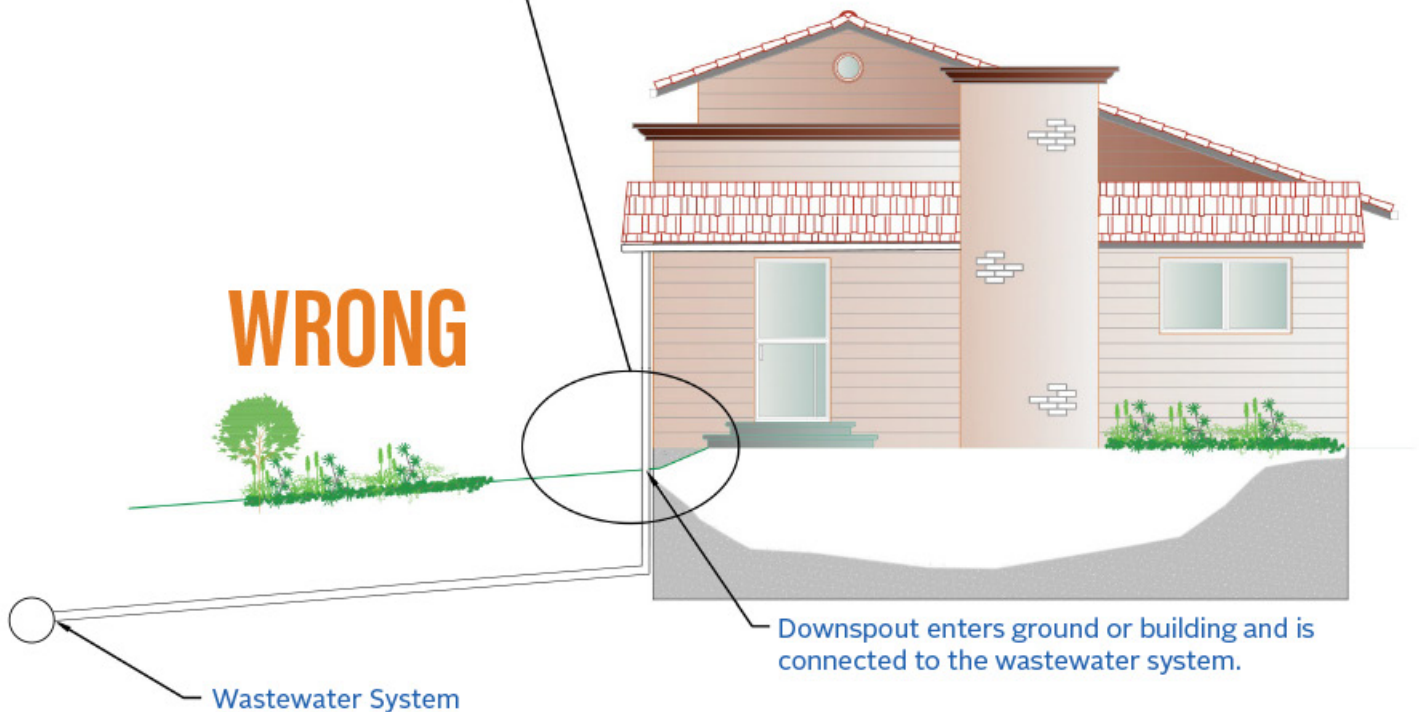
Flooding your neighbour.

Icing problems in the street/sidewalks.

NOTE:

This is general information. Consider your specific property conditions. You may wish to consult with a professional.

WRONG



Click any of these buttons below to learn more about stormwater inflow:


[Disconnecting/Redirecting Sump Pumps Fact Sheet](#)





[Property Stormwater Drainage Fact Sheet](#)

[Homeowner Responsibility](#)


**STRAIGHT from
the SOURCE**

ROMANS AVENUE AND FEDERAL AVENUE INFRASTRUCTURE UPGRADES HALIFAX



 New Storm Sewer
 Water Main Renewal
 Paving
 Temporary Water Connection Required

0 15 30 60 90 120
Metres



**Halifax
Water**

**STRAIGHT from
the SOURCE**

