


































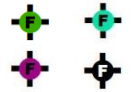
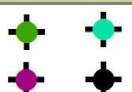















































































The following table provides Halifax Water GIS feature codes, descriptions, and relative symbology. The polylines provided are appropriate to GIS only, not the CAD environment. Halifax Water linear infrastructure is managed by Layer in the CAD environment. The distinction of existing, proposed, public, and private infrastructure is also managed in the CAD environment through the use of Layers. Halifax Water's standard DWG file and plot style file are available upon request. Similarly the Halifax Water ESRI style files for distribution and collection GIS features are also available upon request.

Feature Code/ Block Name	Feature Description	Shape Type	Grouping	Symbol
COLLECTION SYSTEM - Anode (Point Features)				
SWHA	Anode	Point/Block	Anode	
COLLECTION SYSTEM - Casing (Polyline Features)				
SWCA	Casing	Polyline	Casing	
COLLECTION SYSTEM - Cathodic Protection Test Station (Point Features)				
SWTSTCA	Cathodic Protection Test Station	Point/Block	CathProtTestStation	
COLLECTION SYSTEM - Chambers (Point Features)				
SWDCCO	Combined Diversion Chamber	Point/Block	Chamber	
SWDCSA	Wastewater Diversion Chamber	Point/Block	Chamber	
SWDCST	Stormwater Diversion Chamber	Point/Block	Chamber	
SWDCUK	Unknown Diversion Chamber	Point/Block	Chamber	
SWDPCO	Combined Diversion Point	Point/Block	Chamber	
SWDPSA	Wastewater Diversion Point	Point/Block	Chamber	
SWDPST	Stormwater Diversion Point	Point/Block	Chamber	
SWDPUK	Unknown Diversion Point	Point/Block	Chamber	
SWVCCO	Combined Force Main Valve Chamber	Point/Block	Chamber	
SWVCSA	Wastewater Force Main Valve Chamber	Point/Block	Chamber	
SWVCST	Stormwater Force Main Valve Chamber	Point/Block	Chamber	
SWVCUK	Unknown Force Main Valve Chamber	Point/Block	Chamber	
SWJCCO	Combined Junction Chamber	Point/Block	Chamber	
SWJCSA	Wastewater Junction Chamber	Point/Block	Chamber	
SWJCST	Stormwater Junction Chamber	Point/Block	Chamber	
SWJCUK	Unknown Junction Chamber	Point/Block	Chamber	
SWPCCO	Combined Pump Chamber	Point/Block	Chamber	
SWPCSA	Wastewater Pump Chamber	Point/Block	Chamber	
SWPCST	Stormwater Pump Chamber	Point/Block	Chamber	
SWPCUK	Unknown Pump Chamber	Point/Block	Chamber	
SWRCCO	Combined Regulating Chamber	Point/Block	Chamber	
SWRCSA	Wastewater Regulating Chamber	Point/Block	Chamber	
SWRCST	Stormwater Regulating Chamber	Point/Block	Chamber	
SWRCUK	Unknown Regulating Chamber	Point/Block	Chamber	
SWPTUSA	Wastewater Pre-Treatment Unit	Point/Block	Chamber	
SWTU	Stormwater Treatment Unit	Point/Block	Chamber	
SWTCCO	Combined Tide Chamber	Point/Block	Chamber	

Feature Code/ Block Name	Feature Description	Shape Type	Grouping	Symbol
SWTCSA	Wastewater Tide Chamber	Point/Block	Chamber	
SWTCST	Stormwater Tide Chamber	Point/Block	Chamber	
SWTCUK	Unknown Tide Chamber	Point/Block	Chamber	
COLLECTION SYSTEM - Combined Sewer Overflow Structure (Point Features)				
SWCSO	CSO Structure	Point/Block	CSOStructure	
COLLECTION SYSTEM - Control Structure (Point Features)				
SWCTLSTR	Control Structure	Point/Block	ControlStructure	
COLLECTION SYSTEM - Curb and Corp Stops (Point Features)				
SWCOVLCS	Combined Corp Stop	Point/Block	CurbCorpStop	
SWSAVLCS	Wastewater Corp Stop	Point/Block	CurbCorpStop	
SWSTVLCS	Stormwater Corp Stop	Point/Block	CurbCorpStop	
SWUKVLCS	Unknown Corp Stop	Point/Block	CurbCorpStop	
SWCOVLSD	Combined Curb Stop	Point/Block	CurbCorpStop	
SWSAVLSD	Wastewater Curb Stop	Point/Block	CurbCorpStop	
SWSTVLSD	Stormwater Curb Stop	Point/Block	CurbCorpStop	
SWUKVLSD	Unknown Curb Stop	Point/Block	CurbCorpStop	
COLLECTION SYSTEM - Ditches (Polyline Features)				
DITCH	Ditch	Polyline	Ditch	
COLLECTION SYSTEM - Fittings (Point Features)				
SWCOFTBD	Combined Bend	Point/Block	Fitting	
SWSAFTBD	Wastewater Bend	Point/Block	Fitting	
SWSTFTBD	Stormwater Bend	Point/Block	Fitting	
SWUKFTBD	Unknown Bend	Point/Block	Fitting	
SWCOFTCAP	Combined Cap	Point/Block	Fitting	
SWSAFTCAP	Wastewater Cap	Point/Block	Fitting	
SWSTFTCAP	Stormwater Cap	Point/Block	Fitting	
SWUKFTCAP	Unknown Cap	Point/Block	Fitting	
SWCOFTCO	Combined Cleanout	Point/Block	Fitting	
SWSAFTCO	Wastewater Cleanout	Point/Block	Fitting	
SWSTFTCO	Stormwater Cleanout	Point/Block	Fitting	
SWUKFTCO	Unknown Cleanout	Point/Block	Fitting	
SWCOFTCP	Combined Coupling	Point/Block	Fitting	
SWSAFTCP	Wastewater Coupling	Point/Block	Fitting	
SWSTFTCP	Stormwater Coupling	Point/Block	Fitting	
SWUKFTCP	Unknown Coupling	Point/Block	Fitting	
SWCOFTERD	Combined Eccentric Reducer	Point/Block	Fitting	
SWSAFTERD	Wastewater Eccentric Reducer	Point/Block	Fitting	
SWSTFTERD	Stormwater Eccentric Reducer	Point/Block	Fitting	
SWUKFTERD	Unknown Eccentric Reducer	Point/Block	Fitting	
SWCOFTFJ	Combined Flex Joint	Point/Block	Fitting	
SWSAFTFJ	Wastewater Flex Joint	Point/Block	Fitting	
SWSTFTFJ	Stormwater Flex Joint	Point/Block	Fitting	
SWUKFTFJ	Unknown Flex Joint	Point/Block	Fitting	
SWCOFTFCP	Combined Flexible Coupling	Point/Block	Fitting	
SWSAFTFCP	Wastewater Flexible Coupling	Point/Block	Fitting	

Feature Code/ Block Name	Feature Description	Shape Type	Grouping	Symbol
SWSTFTFCP	Stormwater Flexible Coupling	Point/Block	Fitting	
SWUKFTFCP	Unknown Flexible Coupling	Point/Block	Fitting	
SWCOFTGC	Combined Grouted Connection	Point/Block	Fitting	
SWSAFTGC	Wastewater Grouted Connection	Point/Block	Fitting	
SWSTFTGC	Stormwater Grouted Connection	Point/Block	Fitting	
SWUKFTGC	Unknown Grouted Connection	Point/Block	Fitting	
SWCOFTLRB	Combined Long Radius Bend	Point/Block	Fitting	
SWSAFTLRB	Wastewater Long Radius Bend	Point/Block	Fitting	
SWSTFTLRB	Stormwater Long Radius Bend	Point/Block	Fitting	
SWUKFTLRB	Unknown Long Radius Bend	Point/Block	Fitting	
SWCOFTMJR	Combined Mechanical Joint Restraint	Point/Block	Fitting	
SWSAFTMJR	Wastewater Mechanical Joint Restraint	Point/Block	Fitting	
SWSTFTMJR	Stormwater Mechanical Joint Restraint	Point/Block	Fitting	
SWUKFTMJR	Unknown Mechanical Joint Restraint	Point/Block	Fitting	
SWCOFTRD	Combined Reducer	Point/Block	Fitting	
SWSAFTRD	Wastewater Reducer	Point/Block	Fitting	
SWSTFTRD	Stormwater Reducer	Point/Block	Fitting	
SWUKFTRD	Unknown Reducer	Point/Block	Fitting	
SWCOFTSAD	Combined Saddle	Point/Block	Fitting	
SWSAFTSAD	Wastewater Saddle	Point/Block	Fitting	
SWSTFTSAD	Stormwater Saddle	Point/Block	Fitting	
SWUKFTSAD	Unknown Saddle	Point/Block	Fitting	
SWCOFTTAP	Combined Tap	Point/Block	Fitting	
SWSAFTTAP	Wastewater Tap	Point/Block	Fitting	
SWSTFTTAP	Stormwater Tap	Point/Block	Fitting	
SWUKFTTAP	Unknown Tap	Point/Block	Fitting	
SWCOFTTE	Combined Tee	Point/Block	Fitting	
SWSAFTTE	Wastewater Tee	Point/Block	Fitting	
SWSTFTTE	Stormwater Tee	Point/Block	Fitting	
SWUKFTTE	Unknown Tee	Point/Block	Fitting	
SWSV	Vent	Point/Block	Fitting	
SWCOFTWY	Combined Wye	Point/Block	Fitting	
SWSAFTWY	Wastewater Wye	Point/Block	Fitting	
SWSTFTWY	Stormwater Wye	Point/Block	Fitting	
SWUKFTWY	Unknown Wye	Point/Block	Fitting	
COLLECTION SYSTEM - Force Main Flow Meters (Point Features)				
SWFFM	Force Main Flow Meter	Point/Block	ForceMainMeter	
COLLECTION SYSTEM - Gravity Flow Meters (Point Features)				
SWGFM	Gravity Flow Meter	Point/Block	GravityMeter	
COLLECTION SYSTEM - Headwalls (Point Features)				
SWHW	Headwall	Point/Block	Headwall	

Feature Code/ Block Name	Feature Description	Shape Type	Grouping	Symbol
COLLECTION SYSTEM - Holding Tanks (Point Features)				
SWHRTCO	Combined Heat Recovery Tank	Point/Block	HoldingTank	
SWHRTSA	Wastewater Heat Recovery Tank	Point/Block	HoldingTank	
SWHRTUK	Unknown Heat Recovery Tank	Point/Block	HoldingTank	
SWHTCO	Combined Holding Tank	Point/Block	HoldingTank	
SWHTSA	Wastewater Holding Tank	Point/Block	HoldingTank	
SWHTUK	Unknown Holding Tank	Point/Block	HoldingTank	
SWOTCO	Combined Overflow Tank	Point/Block	HoldingTank	
SWOTSA	Wastewater Overflow Tank	Point/Block	HoldingTank	
SWOTUK	Unknown Overflow Tank	Point/Block	HoldingTank	
COLLECTION SYSTEM - Inlets (Point Features)				
SWCB	Catchbasin	Point/Block	Inlet	
SWCBDB	Double Catchbasin	Point/Block	Inlet	
SWCBTR	Triple Catchbasin	Point/Block	Inlet	
COLLECTION SYSTEM - Insulation (Polyline Features)				
SWCS	Concrete Slab (Collection System)	Polyline	Insulation	
SWPIP	Pre-Insulated Pipe	Polyline	Insulation	
SWSI	Styrofoam Sheet	Polyline	Insulation	
COLLECTION SYSTEM - Lateral Pipes (Polyline Features)				
SWLACO	Combined Lateral Pipe	Polyline	Lateral	
SWLASA	Wastewater Lateral Pipe	Polyline	Lateral	
SWLAST	Stormwater Lateral Pipe	Polyline	Lateral	
SWLAUK	Unknown Lateral Pipe	Polyline	Lateral	
COLLECTION SYSTEM - Linings (Polyline Features)				
SWCOLN	Combined Lining	Polyline	Lining	
SWSALN	Wastewater Lining	Polyline	Lining	
SWSTLN	Stormwater Lining	Polyline	Lining	
SWUKLN	Unknown Lining	Polyline	Lining	
COLLECTION SYSTEM - Manholes (Point Features)				
SWMHCO	Combined Manhole	Point/Block	Manhole	
SWMHSA	Wastewater Manhole	Point/Block	Manhole	
SWMHST	Stormwater Manhole	Point/Block	Manhole	
SWMHUK	Unknown Manhole	Point/Block	Manhole	
COLLECTION SYSTEM - Outfalls (Point Features)				
SWOFCO	Combined Outfall	Point/Block	Outfall	
SWOFSA	Wastewater Outfall	Point/Block	Outfall	
SWOFST	Stormwater Outfall	Point/Block	Outfall	
SWOFUK	Unknown Outfall	Point/Block	Outfall	
COLLECTION SYSTEM - Pipes (Polyline Features)				
SWCU	Culvert Invert	Polyline	Pipe	
SWDR	Drain	Polyline	Pipe	
SWFMCO	Combined Force Main	Polyline	Pipe	
SWFMSEA	Wastewater Force Main	Polyline	Pipe	
SWFMST	Stormwater Force Main	Polyline	Pipe	
SWFMUK	Unknown Force Main	Polyline	Pipe	














































Feature Code/ Block Name	Feature Description	Shape Type	Grouping	Symbol
SWGPCO	Combined Gravity Pressure Pipe	Polyline	Pipe	
SWGPSA	Wastewater Gravity Pressure Pipe	Polyline	Pipe	
SWG PST	Stormwater Gravity Pressure Pipe	Polyline	Pipe	
SWG PUK	Unknown Gravity Pressure Pipe	Polyline	Pipe	
SWPPCO	Combined Pressure Pipe	Polyline	Pipe	
SWPPSA	Wastewater Pressure Pipe	Polyline	Pipe	
SWPPST	Stormwater Pressure Pipe	Polyline	Pipe	
SWPPUK	Unknown Pressure Pipe	Polyline	Pipe	
SWISCO	Combined Inverted Siphon	Polyline	Pipe	
SWISSA	Wastewater Inverted Siphon	Polyline	Pipe	
SWISST	Stormwater Inverted Siphon	Polyline	Pipe	
SWISUK	Unknown Inverted Siphon	Polyline	Pipe	
SWPICL	Catchbasin Lead	Polyline	Pipe	
SWPICO	Combined Pipe	Polyline	Pipe	
SWPISA	Wastewater Pipe	Polyline	Pipe	
SWPIST	Stormwater Pipe	Polyline	Pipe	
SWPIUK	Unknown Pipe	Polyline	Pipe	
COLLECTION SYSTEM - Pump (Point Features)				
SWPUMP	Sewer Pump	Point/Block	Pump	
COLLECTION SYSTEM - Pumping Stations (Point Features)				
SWPSCO	Combined Pumping Station	Point/Block	PumpingStation	
SWPSSA	Wastewater Pumping Station	Point/Block	PumpingStation	
SWPSST	Stormwater Pumping Station	Point/Block	PumpingStation	
SWPSUK	Unknown Pumping Station	Point/Block	PumpingStation	
COLLECTION SYSTEM - Rain Gauges (Point Features)				
SWRG	Rain Gauge	Point/Block	RainGauge	
COLLECTION SYSTEM - Spot Repair (Point Features)				
SWREP	Spot Repair	Point	SpotRepair	
COLLECTION SYSTEM - Stormwater Management Structure (Point Features)				
SWSTMS	Stormwater Management Structure	Point/Block	StormMgmtStructure	
COLLECTION SYSTEM - Tracewire Access Points (Point Features)				
SWTWA	Tracewire Access Point	Point/Block	TracewireAccess	
COLLECTION SYSTEM - Treatment Facilities (Point Features)				
SWTP	Wastewater Treatment Facility	Point/Block	TreatmentFacility	
COLLECTION SYSTEM - Valves (Point Features)				
SWAVCO	Combined Air Release Valve	Point/Block	Valve	
SWAVSA	Wastewater Air Release Valve	Point/Block	Valve	
SWAVST	Stormwater Air Release Valve	Point/Block	Valve	
SWAVUK	Unknown Air Release Valve	Point/Block	Valve	
SWCOVLAL	Combined Altitude Valve	Point/Block	Valve	
SWSAVLAL	Wastewater Altitude Valve	Point/Block	Valve	
SWSTVLAL	Stormwater Altitude Valve	Point/Block	Valve	
SWUKVLAL	Unknown Altitude Valve	Point/Block	Valve	
SWCOVLBL	Combined Ball Valve	Point/Block	Valve	
SWSAVLBL	Wastewater Ball Valve	Point/Block	Valve	












































Feature Code/ Block Name	Feature Description	Shape Type	Grouping	Symbol
SWSTVLBL	Stormwater Ball Valve	Point/Block	Valve	
SWUKVLBL	Unknown Ball Valve	Point/Block	Valve	
SWCOVLBF	Combined Butterfly Valve	Point/Block	Valve	
SWSAVLBF	Wastewater Butterfly Valve	Point/Block	Valve	
SWSTVLBF	Stormwater Butterfly Valve	Point/Block	Valve	
SWUKVLBF	Unknown Butterfly Valve	Point/Block	Valve	
SWCOVLCK	Combined Check Valve	Point/Block	Valve	
SWSAVLCK	Wastewater Check Valve	Point/Block	Valve	
SWSTVLCK	Stormwater Check Valve	Point/Block	Valve	
SWUKVLCK	Unknown Check Valve	Point/Block	Valve	
SWCOVLC	Combined Cone Valve	Point/Block	Valve	
SWSAVLC	Wastewater Cone Valve	Point/Block	Valve	
SWSTVLC	Stormwater Cone Valve	Point/Block	Valve	
SWUKVLC	Unknown Cone Valve	Point/Block	Valve	
SWCOVLDR	Combined Drain Valve	Point/Block	Valve	
SWSAVLDR	Wastewater Drain Valve	Point/Block	Valve	
SWSTVLDR	Stormwater Drain Valve	Point/Block	Valve	
SWUKVLDR	Unknown Drain Valve	Point/Block	Valve	
SWCOVLGA	Combined Gate Valve	Point/Block	Valve	
SWSAVLGA	Wastewater Gate Valve	Point/Block	Valve	
SWSTVLGA	Stormwater Gate Valve	Point/Block	Valve	
SWUKVLGA	Unknown Gate Valve	Point/Block	Valve	
SWCOVLPG	Combined Plug Valve	Point/Block	Valve	
SWSAVLPG	Wastewater Plug Valve	Point/Block	Valve	
SWSTVLPG	Stormwater Plug Valve	Point/Block	Valve	
SWUKVLPG	Unknown Plug Valve	Point/Block	Valve	
SWCOVLPRL	Combined Pressure Release Valve	Point/Block	Valve	
SWSAVLPRL	Wastewater Pressure Release Valve	Point/Block	Valve	
SWSTVLPRL	Stormwater Pressure Release Valve	Point/Block	Valve	
SWUKVLPRL	Unknown Pressure Release Valve	Point/Block	Valve	
SWCOVLSR	Combined Surge Relief Valve	Point/Block	Valve	
SWSAVLSR	Wastewater Surge Relief Valve	Point/Block	Valve	
SWSTVLSR	Stormwater Surge Relief Valve	Point/Block	Valve	
SWUKVLSR	Unknown Surge Relief Valve	Point/Block	Valve	
SWCOVL	Combined Valve	Point/Block	Valve	
SWSAVL	Wastewater Valve	Point/Block	Valve	
SWSTVL	Stormwater Valve	Point/Block	Valve	
SWUKVL	Unknown Valve	Point/Block	Valve	
COLLECTION SYSTEM - Vent Lines (Polyline Features)				
SWSVL	Vent Line	Polyline	VentLine	
OTHER COLLECTION SYSTEM - Other Collection System Features (Point/Polyline Features)				
XXX	Abandoned Features	Point/ Polyline	NA	
XXX	To Be Removed Features	Point/ Polyline	NA	











































Feature Code/ Block Name	Feature Description	Shape Type	Grouping	Symbol
XXX	Dye Test End Point	Point	DyetestEndpoint	
XXX	Dye Test Start Point	Point	DyetestStartpoint	
XXX	Flood Event	Point	FloodEvent	
XXX	Removed Gravity Flow Meter	Point	GravityMeter	
XXX	Identified Deficiency (Pipes/Laterals)	Point	IdentifiedDefPacp	
XXX	Private Catchbasin	Point	Inlet	
XXX	Private Manhole	Point	Manhole	
XXX	Private Pumping Stations	Point/Block	PumpingStation	
XXX	Stormwater/Wastewater Service Point	Point	ServicePoint	
XXX	Wastewater Billing Type	Point	ServicePoint	
XXX	Smoke Test End Point (mapped on Deficiency Description)	Point	SmoketestEndpoint	
XXX	Berm	Point	StormMgmtStructure	
XXX	Constructed Wetland	Point	StormMgmtStructure	
XXX	Dry Pond	Point	StormMgmtStructure	
XXX	Lake	Point	StormMgmtStructure	
XXX	Other Stormwater Management Structure (No Remarks)	Point	StormMgmtStructure	
XXX	Other Stormwater Management Structure (See Remarks)	Point	StormMgmtStructure	
XXX	Oversize Pipe	Point	StormMgmtStructure	
XXX	Underground Storage	Point	StormMgmtStructure	
XXX	Wet Pond	Point	StormMgmtStructure	
XXX	Wet Weather Overflow Location	Point	WetweatherOverflow	
XXX	CCTV Line	Polyline	CctvLine	
XXX	Private Lateral Pipe	Polyline	Lateral	
XXX	Private Pipes	Polyline	Pipe	
XXX	Tracewire	Polyline	Tracewire	
DISTRIBUTION SYSTEM - Water Anodes (Point Features)				
WCHA	Hynode Anode	Point/Block	WaterAnode	
DISTRIBUTION SYSTEM - Pipe Cleaning and Lining (Polyline Features)				
WCCL	Cleaning & Lining	Polyline	WaterCleaningLining	
WCCN	Cleaned Pipe	Polyline	WaterCleaningLining	
DISTRIBUTION SYSTEM - Water Fittings (Point Features)				
WCADP	Adaptor	Point/Block	WaterFitting	
WCCH11H	11.25 Chamber Horizontal Bend	Point/Block	WaterFitting	
WCCH11V	11.25 Chamber Vertical Bend	Point/Block	WaterFitting	
WCCH22H	22.5 Chamber Horizontal Bend	Point/Block	WaterFitting	
WCCH22V	22.5 Chamber Vertical Bend	Point/Block	WaterFitting	
WCCH45H	45 Chamber Horizontal Bend	Point/Block	WaterFitting	
WCCH45V	45 Chamber Vertical Bend	Point/Block	WaterFitting	
WCCH90H	90 Chamber Horizontal Bend	Point/Block	WaterFitting	

Feature Code/ Block Name	Feature Description	Shape Type	Grouping	Symbol
WCCH90V	90 Chamber Vertical Bend	Point/Block	WaterFitting	—
WCCHADP	Chamber Adaptor	Point/Block	WaterFitting	□
WCCHPCPM	Chamber Compression Coupling	Point/Block	WaterFitting) (
WCCHCPRD	Chamber Reducer Coupling	Point/Block	WaterFitting	▲
WCCHCPVT	Chamber Victaulic Coupling	Point/Block	WaterFitting	□
WCCHFA	Chamber Flow Arrow	Point/Block	WaterFitting	▲
WCCHFM	Chamber Flowmeter	Point/Block	WaterFitting	□
WCCHFTBD	Chamber Bend	Point/Block	WaterFitting	—
WCCHFTBF	Chamber Blind Flange	Point/Block	WaterFitting	—
WCCHFTCAP	Chamber Cap	Point/Block	WaterFitting	□
WCCHFTCP	Chamber Coupling	Point/Block	WaterFitting) (
WCCHFTCR	Chamber Cross	Point/Block	WaterFitting	□
WCCHFTPG	Chamber Plug	Point/Block	WaterFitting	□
WCCHFTRD	Chamber Reducer	Point/Block	WaterFitting	▲
WCCHFTSL	Chamber Sleeve	Point/Block	WaterFitting	■
WCCHFTTE	Chamber Tee	Point/Block	WaterFitting	□
WCCHFTTS	Chamber Tapping Sleeve	Point/Block	WaterFitting	—
WCCHFTWY	Chamber Wye	Point/Block	WaterFitting	⇒
WCCHFTWY2	Chamber Wye Left	Point/Block	WaterFitting	⇐
WCCHMP	Test Meter Pit	Point/Block	WaterFitting	□ TM
WCCHSTR	Chamber Strainer	Point/Block	WaterFitting	●
WCCHVT	Chamber Vent	Point/Block	WaterFitting	□ ^{VT}
WCDT	Denso Tape	Point/Block	WaterFitting	▨
WCFM	Flowmeter	Point/Block	WaterFitting	□
WCFTBD	Bend	Point/Block	WaterFitting	—
WCFTBD11H	11.25 Horizontal Bend	Point/Block	WaterFitting	—
WCFTBD11V	11.25 Vertical Bend	Point/Block	WaterFitting	—
WCFTBD22H	22.5 Horizontal Bend	Point/Block	WaterFitting	—
WCFTBD22V	22.5 Vertical Bend	Point/Block	WaterFitting	—
WCFTBD45H	45 Horizontal Bend	Point/Block	WaterFitting	—
WCFTBD45V	45 Vertical Bend	Point/Block	WaterFitting	—
WCFTBD90H	90 Horizontal Bend	Point/Block	WaterFitting	—
WCFTBD90V	90 Vertical Bend	Point/Block	WaterFitting	—
WCFTBF	Blind Flange	Point/Block	WaterFitting	—
WCFTCAP	Cap	Point/Block	WaterFitting	□
WCFTCP	Coupling	Point/Block	WaterFitting) (
WCFTCPM	Compression Coupling	Point/Block	WaterFitting) (
WCFTCPRD	Reducer Coupling	Point/Block	WaterFitting	▲
WCFTCPVT	Victaulic Coupling	Point/Block	WaterFitting	□
WCFTCR	Cross	Point/Block	WaterFitting	□
WCFTPG	Plug	Point/Block	WaterFitting	□
WCFTRD	Reducer	Point/Block	WaterFitting	▲
WCFTSL	Sleeve	Point/Block	WaterFitting	■
WCFTTE	Tee	Point/Block	WaterFitting	□
WCFTTS	Tapping Sleeve	Point/Block	WaterFitting	—

Feature Code/ Block Name	Feature Description	Shape Type	Grouping	Symbol
WCFTWY	Wye	Point/Block	WaterFitting	
WCFTY2	Wye 2	Point/Block	WaterFitting	
WCFTY3	Wye 3	Point/Block	WaterFitting	
WCLS	Link Seal on a Pipe Sleeve	Point/Block	WaterFitting	
WCMECH	Mechanical Joint Restraint	Point/Block	WaterFitting	
WCSEF	Non-shrink Fill on a Pipe Sleeve	Point/Block	WaterFitting	
WCSTR	Strainer	Point/Block	WaterFitting	
DISTRIBUTION SYSTEM - Hydrants (Point Features)				
WCHY	Hydrant	Point/Block	WaterHydrant	
WCHYPR	Private Hydrant	Point/Block	WaterHydrant	
DISTRIBUTION SYSTEM - Pipe Insulation (Polyline Features)				
WCCS	Concrete Slab (Distribution System)	Polyline	WaterInsulation	
WCENPP	Protective Piping Encasement	Polyline	WaterInsulation	
WCPWI	Pipe Wrapped Insulation	Polyline	WaterInsulation	
WCSI	Styrofoam Insulation	Polyline	WaterInsulation	
DISTRIBUTION SYSTEM - Pipe Leaks and Breaks (Point Features)				
WCLBBO	Blow Out	Point/Block	WaterLeakBreak	
WCLBCI	Circular Break	Point/Block	WaterLeakBreak	
WCLBHP	Hole In Pipe	Point/Block	WaterLeakBreak	
WCLBJO	Joint Leak	Point/Block	WaterLeakBreak	
WCLBOT	Other Leaks/Breaks	Point/Block	WaterLeakBreak	
WCLBSP	Longitudinal Split	Point/Block	WaterLeakBreak	
DISTRIBUTION SYSTEM - Water Quality Station (Point Feature)				
WCAFS	Automatic Flushing Station	Point/Block	WaterQuality	
WCDSS	Dedicated Sampling Station	Point/Block	WaterQuality	
DISTRIBUTION SYSTEM - Water Pipes (Polyline Features)				
WCCHWM100	4"-100mm Chamber Water Main	Polyline	WaterPipe	
WCCHWM1050	42"-1050mm Chamber Water Main	Polyline	WaterPipe	
WCCHWM1200	48"-1200mm Chamber Water Main	Polyline	WaterPipe	
WCCHWM1350	54"-1350mm Chamber Water Main	Polyline	WaterPipe	
WCCHWM150	6"-150mm Chamber Water Main	Polyline	WaterPipe	
WCCHWM1500	60"-1500mm Chamber Water Main	Polyline	WaterPipe	
WCCHWM200	8"-200mm Chamber Water Main	Polyline	WaterPipe	
WCCHWM225	9"-225mm Chamber Water Main	Polyline	WaterPipe	
WCCHWM25	1"-25mm Chamber Water Main	Polyline	WaterPipe	
WCCHWM250	10"-250mm Chamber Water Main	Polyline	WaterPipe	
WCCHWM300	12"-300mm Chamber Water Main	Polyline	WaterPipe	
WCCHWM350	14"-350mm Chamber Water Main	Polyline	WaterPipe	
WCCHWM375	15"-375mm Chamber Water Main	Polyline	WaterPipe	
WCCHWM38	1.5"-38mm Chamber Water Main	Polyline	WaterPipe	
WCCHWM400	16"-400mm Chamber Water Main	Polyline	WaterPipe	
WCCHWM450	18"-450mm Chamber Water Main	Polyline	WaterPipe	
WCCHWM50	2"-50mm Chamber Water Main	Polyline	WaterPipe	
WCCHWM500	20"-500mm Chamber Water Main	Polyline	WaterPipe	
WCCHWM600	24"-600mm Chamber Water Main	Polyline	WaterPipe	

Feature Code/ Block Name	Feature Description	Shape Type	Grouping	Symbol
WCCHWM675	27"-675mm Chamber Water Main	Polyline	WaterPipe	
WCCHWM75	3"-75mm Chamber Water Main	Polyline	WaterPipe	
WCCHWM750	30"-750mm Chamber Water Main	Polyline	WaterPipe	
WCCHWM900	36"-900mm Chamber Water Main	Polyline	WaterPipe	
WCMA	Water Main	Polyline	WaterPipe	
WCPRCHWM100	4"-100mm Private Chamber Water Main	Polyline	WaterPipe	
WCPRCHWM1050	42"-1050mm Private Chamber Water Main	Polyline	WaterPipe	
WCPRCHWM1200	48"-1200mm Private Chamber Water Main	Polyline	WaterPipe	
WCPRCHWM125	5"-125mm Private Chamber Water Main	Polyline	WaterPipe	
WCPRCHWM1350	54"-1350mm Private Chamber Water Main	Polyline	WaterPipe	
WCPRCHWM150	6"-150mm Private Chamber Water Main	Polyline	WaterPipe	
WCPRCHWM1500	60"-1500mm Private Chamber Water Main	Polyline	WaterPipe	
WCPRCHWM200	8"-200mm Private Chamber Water Main	Polyline	WaterPipe	
WCPRCHWM225	9"-225mm Private Chamber Water Main	Polyline	WaterPipe	
WCPRCHWM25	1"-25mm Private Chamber Water Main	Polyline	WaterPipe	
WCPRCHWM250	10"-250mm Private Chamber Water Main	Polyline	WaterPipe	
WCPRCHWM300	12"-300mm Private Chamber Water Main	Polyline	WaterPipe	
WCPRCHWM32	1-1/4"-32mm Private Chamber Water Main	Polyline	WaterPipe	
WCPRCHWM350	14"-350mm Private Chamber Water Main	Polyline	WaterPipe	
WCPRCHWM375	15"-375mm Private Chamber Water Main	Polyline	WaterPipe	
WCPRCHWM38	1.5"-38mm Private Chamber Water Main	Polyline	WaterPipe	
WCPRCHWM400	16"-400mm Private Chamber Water Main	Polyline	WaterPipe	
WCPRCHWM450	18"-450mm Private Chamber Water Main	Polyline	WaterPipe	
WCPRCHWM50	2"-50mm Private Chamber Water Main	Polyline	WaterPipe	
WCPRCHWM500	20"-500mm Private Chamber Water Main	Polyline	WaterPipe	
WCPRCHWM600	24"-600mm Private Chamber Water Main	Polyline	WaterPipe	
WCPRCHWM675	27"-675mm Private Chamber Water Main	Polyline	WaterPipe	
WCPRCHWM75	3"-75mm Private Chamber Water Main	Polyline	WaterPipe	
WCPRCHWM750	30"-750mm Private Chamber Water Main	Polyline	WaterPipe	
WCPRCHWM900	36"-900mm Private Chamber Water Main	Polyline	WaterPipe	
WCPRMA	Private Water Main	Polyline	WaterPipe	
WCPRWM100	4"-100mm Private Water Main	Polyline	WaterPipe	
WCPRWM1050	42"-1050mm Private Water Main	Polyline	WaterPipe	
WCPRWM1200	48"-1200mm Private Water Main	Polyline	WaterPipe	
WCPRWM1350	54"-1350mm Private Water Main	Polyline	WaterPipe	
WCPRWM150	6"-150mm Private Water Main	Polyline	WaterPipe	
WCPRWM1500	60"-1500mm Private Water Main	Polyline	WaterPipe	
WCPRWM19	3/4"-19mm Private Water Main	Polyline	WaterPipe	
WCPRWM200	8"-200mm Private Water Main	Polyline	WaterPipe	
WCPRWM225	9"-225mm Private Water Main	Polyline	WaterPipe	
WCPRWM25	1"-25mm Private Water Main	Polyline	WaterPipe	
WCPRWM250	10"-250mm Private Water Main	Polyline	WaterPipe	
WCPRWM300	12"-300mm Private Water Main	Polyline	WaterPipe	
WCPRWM350	14"-350mm Private Water Main	Polyline	WaterPipe	
WCPRWM375	15"-375mm Private Water Main	Polyline	WaterPipe	

Feature Code/ Block Name	Feature Description	Shape Type	Grouping	Symbol
WCPRWM38	1.5"-38mm Private Water Main	Polyline	WaterPipe	
WCPRWM400	16"-400mm Private Water Main	Polyline	WaterPipe	
WCPRWM450	18"-450mm Private Water Main	Polyline	WaterPipe	
WCPRWM50	2"-50mm Private Water Main	Polyline	WaterPipe	
WCPRWM500	20"-500mm Private Water Main	Polyline	WaterPipe	
WCPRWM600	24"-600mm Private Water Main	Polyline	WaterPipe	
WCPRWM675	27"-675mm Private Water Main	Polyline	WaterPipe	
WCPRWM75	3"-75mm Private Water Main	Polyline	WaterPipe	
WCPRWM750	30"-750mm Private Water Main	Polyline	WaterPipe	
WCPRWM900	36"-900mm Private Water Main	Polyline	WaterPipe	
WCWM100	4"-100mm Water Main	Polyline	WaterPipe	
WCWM1050	42"-1050mm Water Main	Polyline	WaterPipe	
WCWM1200	48"-1200mm Water Main	Polyline	WaterPipe	
WCWM1350	54"-1350mm Water Main	Polyline	WaterPipe	
WCWM150	6"-150mm Water Main	Polyline	WaterPipe	
WCWM1500	60"-1500mm Water Main	Polyline	WaterPipe	
WCWM19	3/4"-19mm Water Main	Polyline	WaterPipe	
WCWM200	8"-200mm Water Main	Polyline	WaterPipe	
WCWM225	9"-225mm Water Main	Polyline	WaterPipe	
WCWM25	1"-25mm Water Main	Polyline	WaterPipe	
WCWM250	10"-250mm Water Main	Polyline	WaterPipe	
WCWM300	12"-300mm Water Main	Polyline	WaterPipe	
WCWM350	14"-350mm Water Main	Polyline	WaterPipe	
WCWM375	15"-375mm Water Main	Polyline	WaterPipe	
WCWM38	1.5"-38mm Water Main	Polyline	WaterPipe	
WCWM400	16"-400mm Water Main	Polyline	WaterPipe	
WCWM450	18"-450mm Water Main	Polyline	WaterPipe	
WCWM50	2"-50mm Water Main	Polyline	WaterPipe	
WCWM500	20"-500mm Water Main	Polyline	WaterPipe	
WCWM600	24"-600mm Water Main	Polyline	WaterPipe	
WCWM675	27"-675mm Water Main	Polyline	WaterPipe	
WCWM75	3"-75mm Water Main	Polyline	WaterPipe	
WCWM750	30"-750mm Water Main	Polyline	WaterPipe	
WCWM900	36"-900mm Water Main	Polyline	WaterPipe	
DISTRIBUTION SYSTEM - Water Pump (Point Features)				
WCPUMP	Domestic Pump	Point/Block	WaterPump	
WCFPUMP	Fire Pump	Point/Block	WaterPump	
DISTRIBUTION SYSTEM - Service Laterals (Polyline Features)				
WCHYLD	Hydrant Lead	Polyline	WaterServiceLine	
WCHYPRLD	Private Hydrant Lead	Polyline	WaterServiceLine	
WCLAT	Lateral	Polyline	WaterServiceLine	
WCLAT100	4"-100mm Lateral	Polyline	WaterServiceLine	
WCLAT150	6"-150mm Lateral	Polyline	WaterServiceLine	
WCLAT19	3/4"-19mm Lateral	Polyline	WaterServiceLine	
WCLAT200	8"-200mm Lateral	Polyline	WaterServiceLine	

Feature Code/ Block Name	Feature Description	Shape Type	Grouping	Symbol
WCLAT225	9"-225mm Lateral	Polyline	WaterServiceLine	
WCLAT25	1"-25mm Lateral	Polyline	WaterServiceLine	
WCLAT250	10"-250mm Lateral	Polyline	WaterServiceLine	
WCLAT300	12"-300mm Lateral	Polyline	WaterServiceLine	
WCLAT32	11/4"-32mm Service Lateral	Polyline	WaterServiceLine	
WCLAT350	14"-350mm Lateral	Polyline	WaterServiceLine	
WCLAT38	1.5"-38mm Lateral	Polyline	WaterServiceLine	
WCLAT400	16"-400mm Lateral	Polyline	WaterServiceLine	
WCLAT50	2"-50mm Lateral	Polyline	WaterServiceLine	
WCLAT75	3"-75mm Lateral	Polyline	WaterServiceLine	
WCPRLAT	Private Lateral	Polyline	WaterServiceLine	
WCPRLAT100	Private 4"-100mm Lateral	Polyline	WaterServiceLine	
WCPRLAT150	Private 6"-150mm Lateral	Polyline	WaterServiceLine	
WCPRLAT19	Private 3/4"-19mm Lateral	Polyline	WaterServiceLine	
WCPRLAT200	Private 8"-200mm Lateral	Polyline	WaterServiceLine	
WCPRLAT25	Private 1"-25mm Lateral	Polyline	WaterServiceLine	
WCPRLAT250	Private 10"-250mm Lateral	Polyline	WaterServiceLine	
WCPRLAT300	Private 12"-300mm Lateral	Polyline	WaterServiceLine	
WCPRLAT32	Private 11/4"-32mm Service Lateral	Polyline	WaterServiceLine	
WCPRLAT350	Private 14"-350mm Lateral	Polyline	WaterServiceLine	
WCPRLAT38	Private 1.5"-38mm Lateral	Polyline	WaterServiceLine	
WCPRLAT400	Private 16"-400mm Lateral	Polyline	WaterServiceLine	
WCPRLAT50	Private 2"-50mm Lateral	Polyline	WaterServiceLine	
WCPRLAT75	Private 3"-75mm Lateral	Polyline	WaterServiceLine	
DISTRIBUTION SYSTEM - Water Tank (Point Features)				
WCPT	Pressure Tank	Point/Block	WaterTank	
DISTRIBUTION SYSTEM - Test Stations (Point Features)				
WCTSTCA	Cathodic Test Station	Point/Block	WaterTestStation	
DISTRIBUTION SYSTEM - Water Valves (Point Features)				
WCBP	Backflow Preventer	Point/Block	WaterValve	
WCCHVLAL	Chamber Altitude Valve	Point/Block	WaterValve	
WCCHVLALPR	Private Chamber Altitude Valve	Point/Block	WaterValve	
WCCHVLAR	Chamber Air Release Valve	Point/Block	WaterValve	
WCCHVLARPR	Private Chamber Air Release Valve	Point/Block	WaterValve	
WCCHVLAV	Chamber Air & Vacuum Valve	Point/Block	WaterValve	
WCCHVLAVPR	Private Chamber Air & Vacuum Valve	Point/Block	WaterValve	
WCCHVLBF	Chamber Butterfly Valve	Point/Block	WaterValve	
WCCHVLBFPR	Private Chamber Butterfly Valve	Point/Block	WaterValve	
WCCHVLBL	Chamber Ball Valve	Point/Block	WaterValve	
WCCHVLBLPR	Private Chamber Ball Valve	Point/Block	WaterValve	
WCCHVLBO	Chamber Butterfly Valve Operator Side	Point/Block	WaterValve	
WCCHVLCK	Chamber Check Valve	Point/Block	WaterValve	
WCCHVLCKPR	Private Chamber Check Valve	Point/Block	WaterValve	
WCCHVLDR	Chamber Drain Valve	Point/Block	WaterValve	
WCCHVLDRPR	Private Chamber Drain Valve	Point/Block	WaterValve	

Feature Code/ Block Name	Feature Description	Shape Type	Grouping	Symbol
WCCHVLGA	Chamber Gate Valve	Point/Block	WaterValve	
WCCHVLGAPR	Private Chamber Gate Valve	Point/Block	WaterValve	
WCCHVLGL	Chamber Globe Valve	Point/Block	WaterValve	
WCCHVLGLPR	Private Chamber Globe Valve	Point/Block	WaterValve	
WCCHVLPR	Chamber Pressure Reducing Valve	Point/Block	WaterValve	
WCCHVLPRPR	Private Chamber Pressure Reducing Valve	Point/Block	WaterValve	
WCCHVLSR	Chamber Surge Relief Valve	Point/Block	WaterValve	
WCCHVLSRPR	Private Chamber Surge Relief Valve	Point/Block	WaterValve	
WCVLAL	Altitude Valve	Point/Block	WaterValve	
WCVLALPR	Private Altitude Valve	Point/Block	WaterValve	
WCVLAR	Air Release Valve	Point/Block	WaterValve	
WCVLARPR	Private Air Release Valve	Point/Block	WaterValve	
WCVLAV	Air & Vacuum Valve	Point/Block	WaterValve	
WCVLAVPR	Private Air & Vacuum Valve	Point/Block	WaterValve	
WCVLBF	Butterfly Valve	Point/Block	WaterValve	
WCVLBFPR	Private Butterfly Valve	Point/Block	WaterValve	
WCVLBL	Ball Valve	Point/Block	WaterValve	
WCVLBLPR	Private Ball Valve	Point/Block	WaterValve	
WCVLBO	Butterfly Valve Operator Side	Point/Block	WaterValve	
WCVLBOPR	Private Butterfly Operator Side	Point/Block	WaterValve	
WCCHVLBOPR	Private Chamber Butterfly Operator Side	Point/Block	WaterValve	
WCVLCK	Check Valve	Point/Block	WaterValve	
WCVLCKPR	Private Check Valve	Point/Block	WaterValve	
WCVLCS	Corporation Stop	Point/Block	WaterValve	
WCVLCSPR	Private Corporation Stop	Point/Block	WaterValve	
WCVLDR	Drain Valve	Point/Block	WaterValve	
WCVLDRPR	Private Drain Valve	Point/Block	WaterValve	
WCVLGA	Gate Valve	Point/Block	WaterValve	
WCVLGAPR	Private Gate Valve	Point/Block	WaterValve	
WCVLGL	Globe Valve	Point/Block	WaterValve	
WCVLGLPR	Private Globe Valve	Point/Block	WaterValve	
WCVLHY	Hydrant Valve	Point/Block	HWSurvey	
WCVLHYPR	Private Hydrant Valve	Point/Block	HWSurvey	
WCVLPR	Pressure Reducing Valve	Point/Block	WaterValve	
WCVLPRPR	Private Pressure Reducing Valve	Point/Block	WaterValve	
WCVLSD	Curb Stop	Point/Block	WaterValve	
WCVLSDPR	Private Curb Stop	Point/Block	WaterValve	
WCVLSR	Surge Relief Valve	Point/Block	WaterValve	
WCVLSRPR	Private Surge Relief Valve	Point/Block	WaterValve	
WCVLSV	Service Valve	Point/Block	WaterValve	
WCVLSVPR	Private Service Valve	Point/Block	WaterValve	
DISTRIBUTION SYSTEM - Other Water Features (Point/Polyline Features)				
XXX	Abandoned Water Fitting	Point	WaterFitting	
XXX	Abandoned Water Hydrant	Point	WaterHydrant	
XXX	Abandoned Water Structure	Point	WaterStructure	

Feature Code/ Block Name	Feature Description	Shape Type	Grouping	Symbol
XXX	Abandoned Water Valve	Point	WaterValve	
XXX	Abandoned Water Pipe	Polyline	WaterPipe	
XXX	Abandoned Water Service Lateral	Polyline	WaterServiceLine	
XXX	GIS Revision Tracking Point	Point	GISRevisionTracking	
XXX	Customer Meter	Point	WaterMeter	
XXX	Sampling Station	Point	WaterSamplingStation	
XXX	Water Service Point	Point	WaterServicePoint	
XXX	Booster Station	Point	WaterStructure	
XXX	Control Chamber	Point	WaterStructure	
XXX	Enclosed Storage Chamber	Point	WaterStructure	
XXX	Meter Chamber	Point	WaterStructure	
XXX	Private Meter Chamber	Point	WaterStructure	
XXX	Production Well	Point	WaterStructure	
XXX	PRV Chamber	Point	WaterStructure	
XXX	Water Quality Instrument	Point	WaterQuality	
XXX	Reservoir	Point	WaterStructure	
XXX	Reservoir Chamber	Point	WaterStructure	
XXX	Water Treatment Plant	Point	WaterStructure	
XXX	Isolation Valve	Point	WaterValve	
XXX	Private Isolation Valve	Point	WaterValve	
XXX	Drain	Polyline	WaterPipe	
XXX	Private Drain	Polyline	WaterPipe	
XXX	Private Transmission Line	Polyline	WaterPipe	
XXX	Transmission Line	Polyline	WaterPipe	
WCMK	Masked Pipe	Polyline	WaterMaskedPipe	
UTILITY - Halifax Water Survey Points (Point Features)				
WCARCH	Air Release Chamber	Polygon	HWSurvey	
BOTROCK	Bottom Of Rock	Point	HWSurvey	
LCBS	Bottom Of Slope	Polyline	HWSurvey	
BLDGFD	Building Foundation	Point	HWSurvey	
STBS	Bus Shelter	Point	HWSurvey	
SWCBBT	Catchbasin Bottom	Point	HWSurvey	
SWCBINV	Catchbasin Invert	Point	HWSurvey	
HATCH	Chamber Hatch	Point	HWSurvey	
SWCD	Clay Dam	Point	HWSurvey	
WCCOCH	Clean Out	Point	HWSurvey	
SWMHCOBT	Combined Sewer Manhole Bottom	Point	HWSurvey	
SWMHCOINV	Combined Sewer Manhole Invert	Point	HWSurvey	
STMB	Community Mailbox	Point	HWSurvey	
WCCHCL	Control Chamber	Polygon	HWSurvey	
MNNSCM	Control Monument	Point	HWSurvey	
RRCB	Curb	Polyline	HWSurvey	
TFDL	Detector Loop	Point	HWSurvey	
RRDR	Driveway	Polyline	HWSurvey	
SWBD	Duct Bank	Point	HWSurvey	

Feature Code/ Block Name	Feature Description	Shape Type	Grouping	Symbol
EASEMENT	Easement	Polyline	HWSurvey	×
EOGR	Edge Of Gravel	Polyline	HWSurvey	×
EORR	Edge Of Gravel Rip Rap	Polyline	HWSurvey	×
WCRKEND	End Of Rock	Point	HWSurvey	×
EXISTING	Existing Features	Point	HWSurvey	×
RRGT	Gutter	Point	HWSurvey	×
WCCHMH	HWC Manhole	Point	HWSurvey	×
SWDM	Manhole Drain Pipe	Polyline	HWSurvey	×
WCCHMR	Meter Chamber	Polygon	HWSurvey	×
GSPI	Natural Gas Pipe	Polyline	HWSurvey	×
BDY	Parcel Corner	Point	HWSurvey	×
WCPB	Pipe Bell	Polyline	HWSurvey	×
PC	Point Of Curvature	Point	HWSurvey	×
UTGWPW	Power Guy Wire	Point	HWSurvey	×
UTMHPO	Power Manhole	Point	HWSurvey	×
WCCHPR	Pressure Reducing Chamber	Polygon	HWSurvey	
WCVLCAPPR	Private Valve Cap	Point	HWSurvey	×
RRRR	Railroad	Polyline	HWSurvey	×
RRRD	Road	Polyline	HWSurvey	×
RRCL	Road Centerline	Polyline	HWSurvey	×
RRSH	Road Shoulder	Polyline	HWSurvey	×
WCRK	Rock	Point	HWSurvey	×
SWMHSABT	Sanitary Sewer Manhole Bottom	Point	HWSurvey	×
SWMHSAINV	Sanitary Sewer Manhole Invert	Point	HWSurvey	×
WCSVBX	Service Box	Point	HWSurvey	×
WASL	Shoreline	Point	HWSurvey	×
RRSW	Sidewalk	Polyline	HWSurvey	×
RRSI	Sign	Point	HWSurvey	×
LFSH	Spot Height	Point	HWSurvey	×
WCRKST	Start Of Rock	Point	HWSurvey	×
SWMHSTBT	Storm Manhole Bottom	Point	HWSurvey	×
SWMHSTINV	Storm Manhole Invert	Point	HWSurvey	×
TFSL	Street Light Pole	Point	HWSurvey	×
STFE	Structure Fence	Polyline	HWSurvey	×
STGR	Structure Guard Rail	Polyline	HWSurvey	×
STRW	Structure Retaining Wall	Polyline	HWSurvey	×
SVDH	Survey Drill Hole	Point	HWSurvey	×
SVIB	Survey Iron Bar	Point	HWSurvey	×
SVSM	Survey Marker	Point	HWSurvey	×
SVSK	Survey Spike	Point	HWSurvey	×
UTGWTL	Telephone Guy Wire	Point	HWSurvey	×
UTMHTL	Telephone Manhole	Point	HWSurvey	×
WCTG	Top Of Ground	Point	HWSurvey	×
TOPROCK	Top Of Rock	Point	HWSurvey	×
LCTS	Top Of Slope	Polyline	HWSurvey	×

Feature Code/ Block Name	Feature Description	Shape Type	Grouping	Symbol
TFTL	Traffic Light Pole	Point	HWSurvey	×
TRENCH	Trench	Polyline	HWSurvey	×
UGPW	Underground Power	Polyline	HWSurvey	×
UGMT	Underground Telephone	Polyline	HWSurvey	×
SWMHUKBT	Unknown Sewer Manhole Bottom	Point	HWSurvey	×
SWMHUKINV	Unknown Sewer Manhole Invert	Point	HWSurvey	×
UTJB	Utility Junction Box	Point	HWSurvey	×
UTPO	Utility Pole	Point	HWSurvey	×
WCVLCAP	Valve Cap	Point	HWSurvey	×
WCCHVL	Valve Chamber	Polygon	HWSurvey	×
WCTB	Water Thrust Block	Point	HWSurvey	×